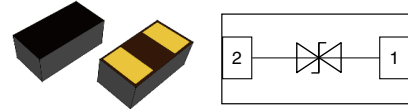


Ultra Low Capacitance ESD Protection Diode in 0402

Features

- Very low leakage current
- Fast response time
- Bidirectional configurations
- Very low leakage current
- Response time is typically <math><1\text{ns}</math>
- Extremely low capacitance ($C_j=0.05\text{pF typ.}</math>)$
- The best ESD protection for high frequency, low voltage applications
- Protection one data line to:
IEC 61000-4-2 $\pm 30\text{kV}$ contact $\pm 30\text{kV}$ air



Mechanical Data

- **Case:** 0402 (plastic package).
Lead free; RoHS compliant; Halogen free
- **Molding Compound Flammability Rating:**
UL 94 V-0
- **Terminals:** High temperature soldering guaranteed:
260 °C/10 sec. at terminals

Applications

- USB3.0, Firewire, DVI, HDMI, S-ATA
- Thunderbolt, Display Port
- Mobile HDMI Link, MDDI, MIPI, SWP / NFC



Caution:
This component is designed for signal line protection only,
Not intended to be used under bias, not for application with
a power line.

Absolute Maximum Ratings

Ratings at 25 °C, ambient temperature unless otherwise specified

| Parameter | Symbol | Value | Unit |
|---|------------|-------------|------|
| Maximum Contact discharge voltage Per IEC61000-4-2 | V_{ESD} | 30 | kV |
| Maximum Air discharge voltage Per IEC61000-4-2 | V_{ESD} | 30 | kV |
| Operating temperature | T_{Oper} | -40 to +125 | °C |
| Storage temperature | T_{STG} | -55 to +125 | °C |
| Maximum Lead Solder Temperature(10 second duration) | T_L | 260 | °C |

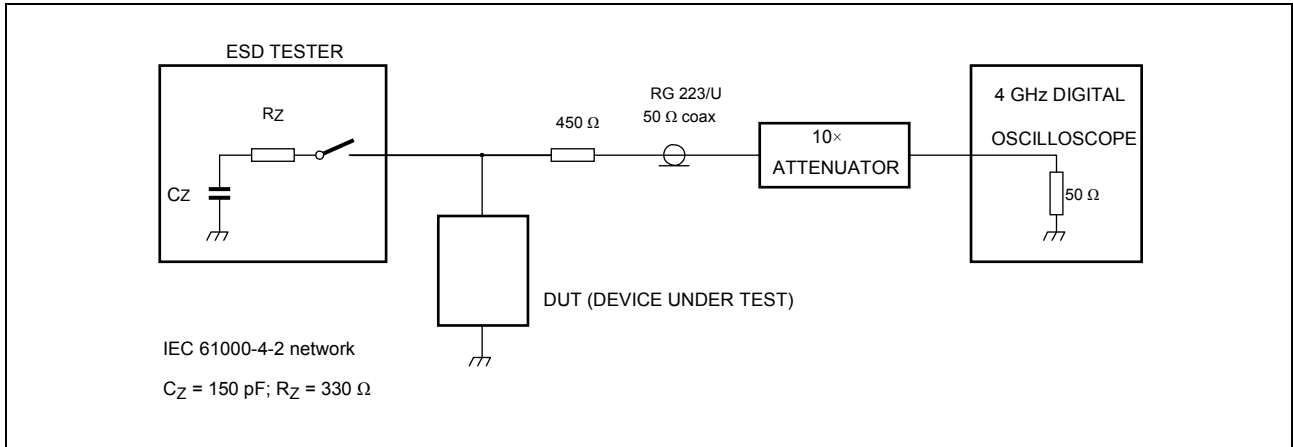
Electrical Characteristics

($T_A = 25\text{ °C}$ unless otherwise specified)

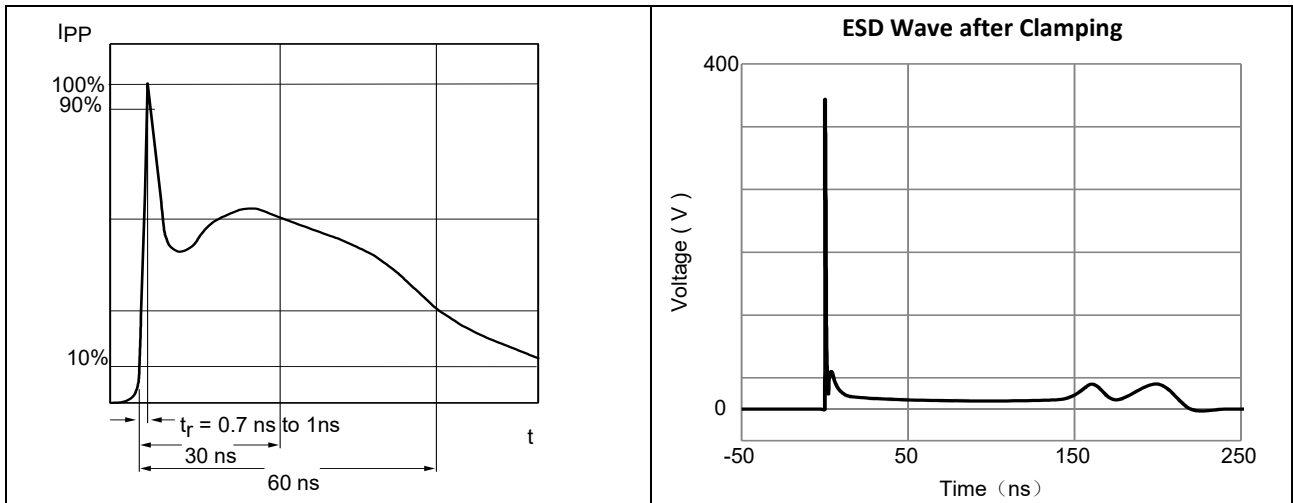
| Parameter | Symbol | Condition | Min | Typ | Max | Unit |
|----------------------|--------|--------------------------------------|-----|------|-----|------|
| Rated Voltage | V_R | --- | | | 15 | V |
| Trigger voltage | V_T | IEC61000-4-2 8KV contact discharge | | 350 | | V |
| Leakage current | I_L | DC 12V shall be applied on component | | | 0.1 | uA |
| Clamping Voltage | V_C | IEC61000-4-2 8KV contact discharge | | 35 | | V |
| Junction Capacitance | C_J | $V_R=0\text{V}, f=1\text{MHz}$ | | 0.05 | | pF |

Note: 1. Trigger and clamping voltage are measured per IEC 61000-4-2, 8KV contact discharge method.
2. After reliability tests such as high temp storage, temp cycles, continuous ESD strike etc, the maximum leakage current is less than 10uA.

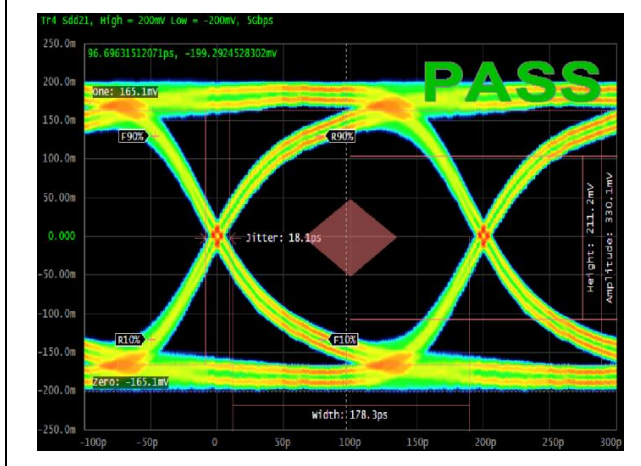
ESD Clamping Test



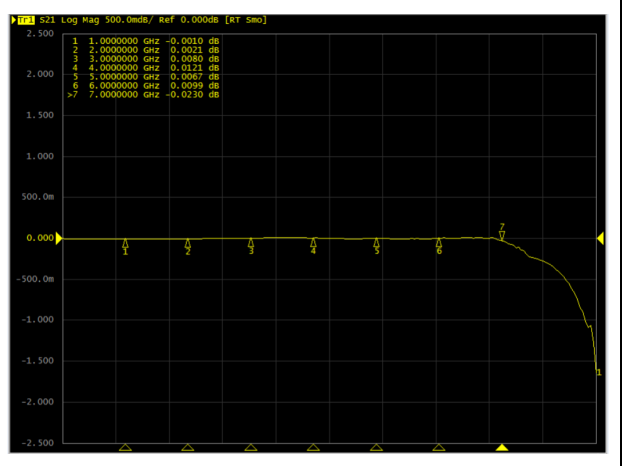
ESD Clamping Test Waveforms



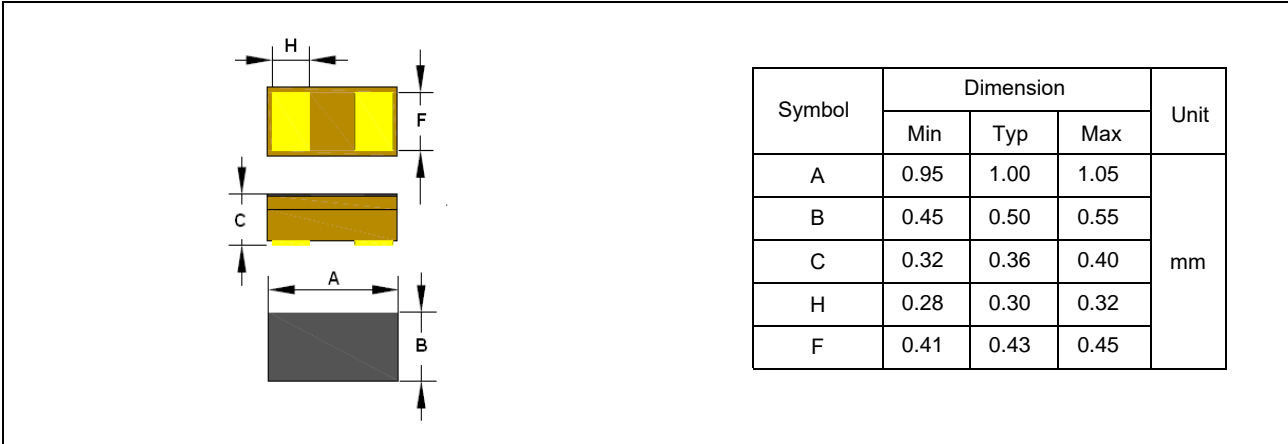
Eye Diagram Measurement USB3.0 Mask at 5.0 Gbps



Insertion Loss S21



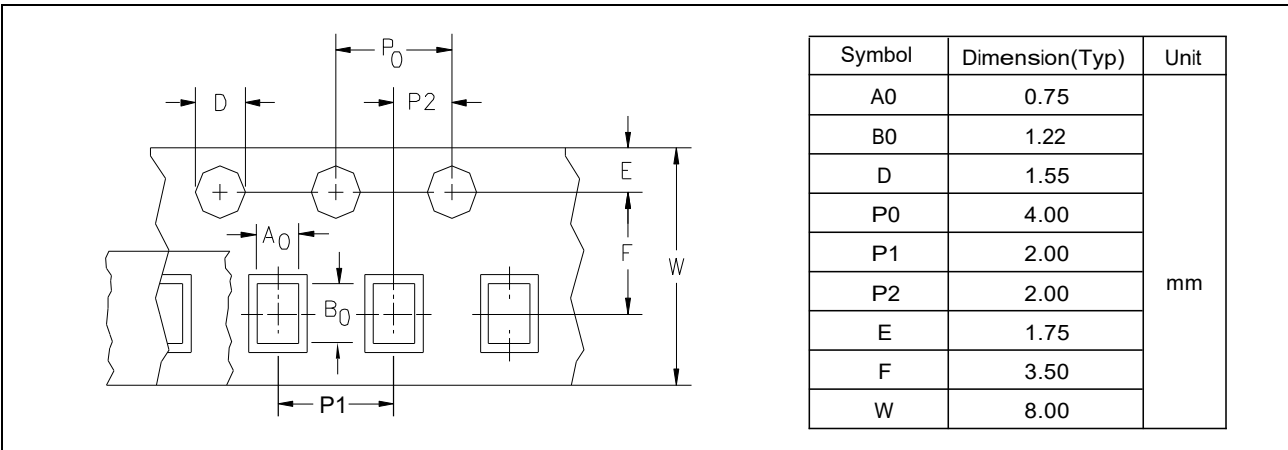
Product Dimension



Pad Dimensions



Package Information



Ordering information

| Order code | Package | Packaging option | Base quantity | Packaging specification |
|-----------------|---------|------------------|-----------------|-------------------------|
| TESDP0402UC15VB | 0402 | Tape and reel | 10000pcs / reel | EIA STD RS-481 |